




Meet the Nest Learning Thermostat.





Get to know each other.


Press the ring for the menu, then rotate to select.





 **Thermostat**
Turn the heat on and off.

 **Hot water**
Control your hot water.

 **Energy History**
See how much energy you've used in the last ten days and why.

 **Schedule**
See or adjust the schedule that the Nest Thermostat has learned from your temperature changes.

 **Settings**
Choose options like Thermostat Lock and True Radiant.

 **Away**
Set the Nest Thermostat to Away when you leave to save energy while you're out.

Control from anywhere.

Connect your thermostat to Wi-Fi and you can control it from your mobile, tablet or laptop. Just download the free Nest app or go to nest.com/eu/account



We take your privacy seriously. Go to nest.com/eu/privacy to find out more. Visit nest.com/eu/support for more info about Nest's facts and figures.

Your life with Nest.

The Nest Thermostat learns every time you adjust the temperature. That's how it builds a schedule for your home. So, in your first week with Nest, teach it well – turn it up when you want to be cosy. Turn it down to save energy.

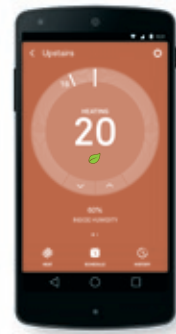
After a few days, the Nest Thermostat will do it for you. And it will just keep learning – ignoring one-off adjustments and looking for patterns, changing its heating schedule as your life changes, keeping you comfortable and helping you save energy.

Day 1

Installation and setup
Contact a professional to install your new Nest. Find a local Nest Pro at nest.com/eu/install



Remote control
Download the free Nest app for your mobile or tablet. Connect the Nest Thermostat to Wi-Fi.



Teach it well
Just change the temperature when you wake up, go to bed, leave the house and come home. The Nest Thermostat learns quickly, then programs itself.

Hot water control
The Nest Thermostat comes with a schedule for your hot water tank that you can adjust from your mobile or laptop.

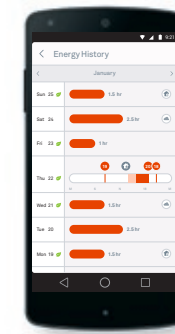
Day 7

Even changing the temperature by just 1 °C can lower your heating bill.

Nest Leaf
The Leaf appears when you choose a temperature that saves energy.

True Radiant
The Nest Thermostat learns how long it takes your home to heat up and cool down, so it can calculate exactly how much heating to use to keep you comfortable.

Auto-Schedule
See what your Nest Thermostat has learned. By now it should have a heating schedule that you can adjust from the thermostat, Nest app or nest.com/eu/account



Energy History
See when you've used the heating and how your adjustments, the weather and Auto-Away have affected your energy use.

Auto-Away
The Nest Thermostat turns down the heating after you've left. And it can predict when you'll come back and warm up so that you don't walk into a freezing house.

Day 30

Home Report
Your monthly Home Report email is packed with energy info and tips to help you save.

To save more energy, tell Nest that your home can be cooler than 16°C when you're away.